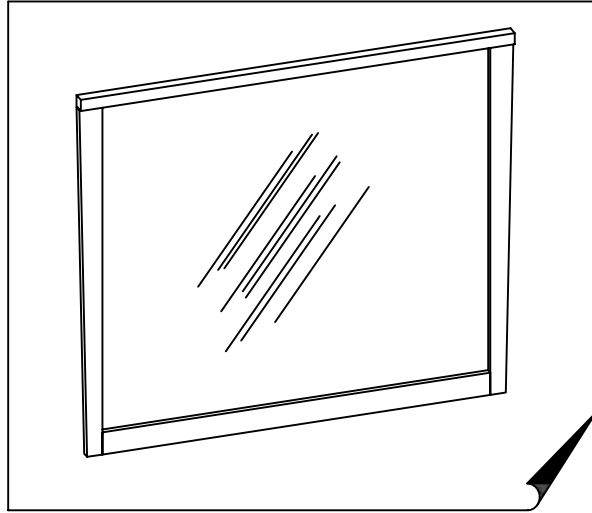


# TRIBECCA WIDE MIRROR

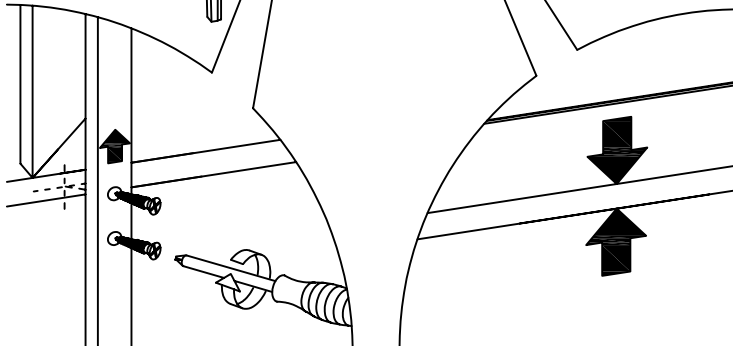
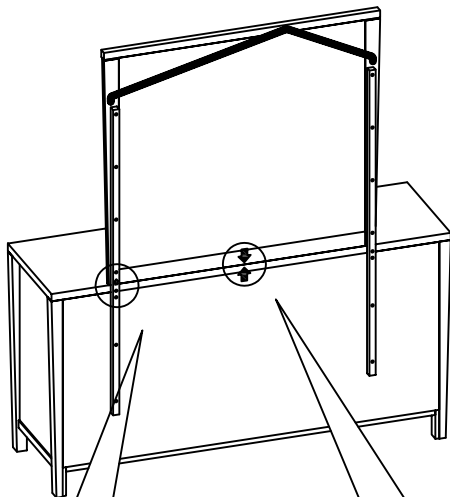

**MFI** MODUS  
FURNITURE  
INTERNATIONAL



## ASSEMBLY INSTRUCTION

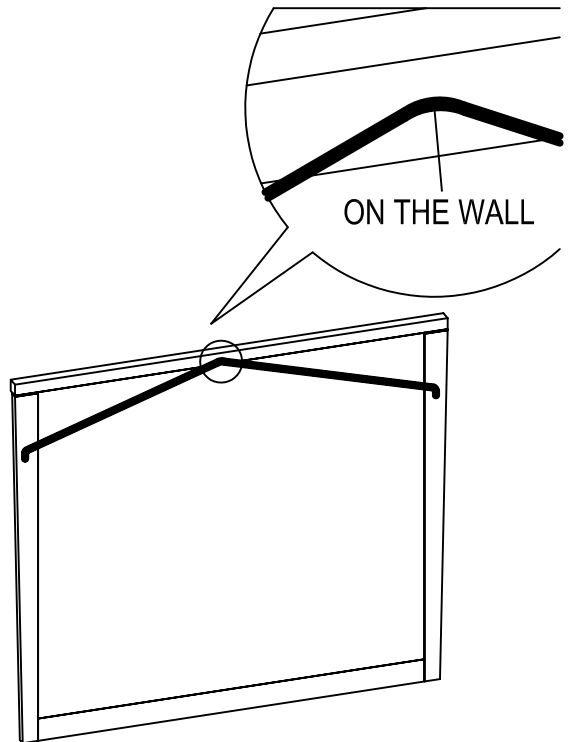
### OPTION 1 FIXING MIRROR ON THE DRESSER

MATCH THE ARROW MARK ON THE MIRROR'S BACK PANEL TO THAT ON THE BACK OF THE DRESSER. PLACE THE WOOD SUPPORTS (2 PCS) ON THE PILOT SCREW AND TIGHTEN WITH WOOD SCREW

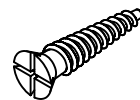


### OPTION 2 FIXING MIRROR ON THE WALL


HANG THE MIRROR ON THE WALL USING METAL WIRE WHICH ALREADY INSTALLED ON IT'S BACK PANEL



### HARDWARE



16 - HEAD WOOD SCREWS



1 - SCREW DRIVER  
(NOT INCLUDED)