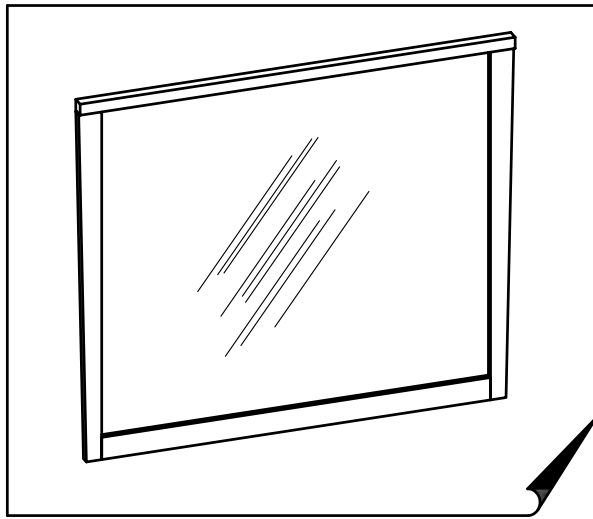


NEVIS WIDE MIRROR

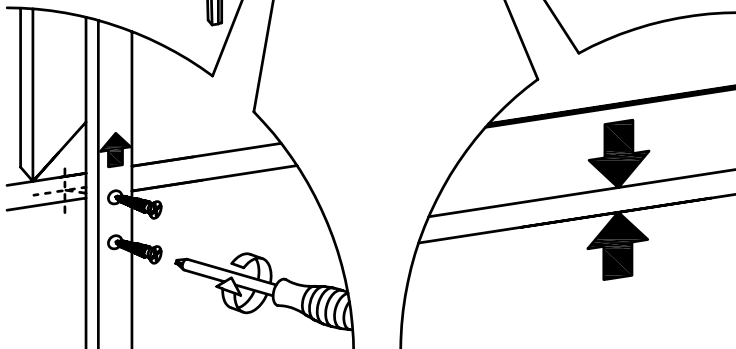
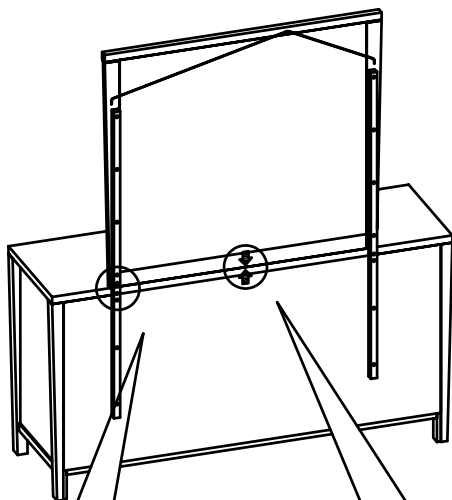

MFI MODUS
FURNITURE
INTERNATIONAL



ASSEMBLY INSTRUCTION

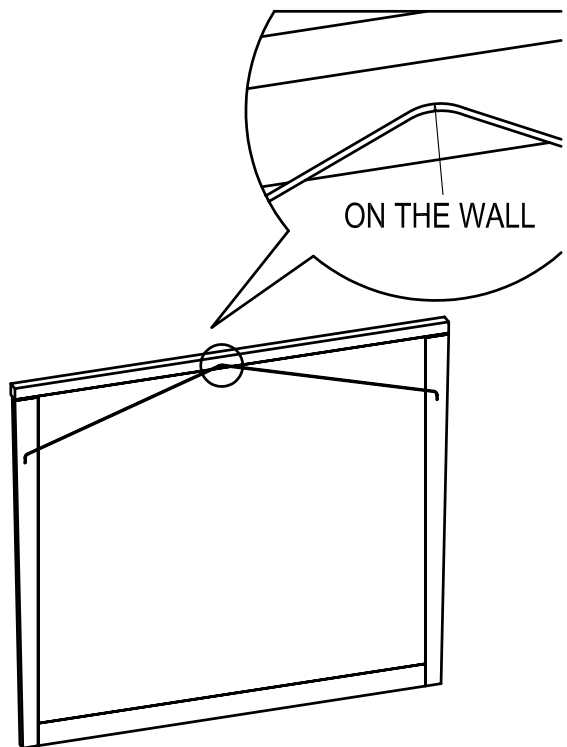
OPTION 1 FIXING MIRROR ON THE DRESSER

MATCH THE ARROW MARK ON THE MIRROR'S BACK PANEL TO THAT ON THE BACK OF THE DRESSER. PLACE THE WOOD SUPPORTS (2 PCS) ON THE PILOT SCREW AND TIGHTEN WITH WOOD SCREW

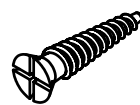


OPTION 2 FIXING MIRROR ON THE WALL


HANG THE MIRROR ON THE WALL USING METAL WIRE WHICH ALREADY INSTALLED ON IT'S BACK PANEL



HARDWARE



16 - HEAD WOOD SCREWS



1 - SCREW DRIVER
(NOT INCLUDED)