

ASSEMBLY INSTRUCTION

ATTENTION: PLEASE REMOVE ALL "HARDWARE" BAG FROM THE BOSSA ROUND TABLE OF BASE

1:Laying table top on working surface

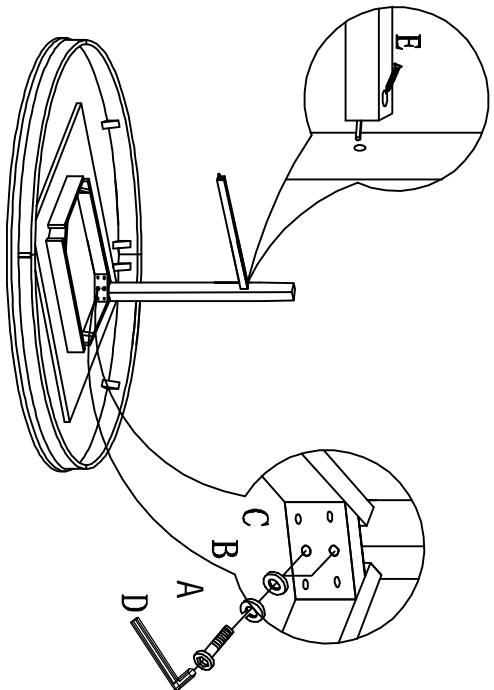
2:As shown in the figure 1, assemble feet using hardware A. B. C. D and screw E tighten

3:As shown in the figure 2, assemble feet using hardware A. B. C. D and screw E tighten

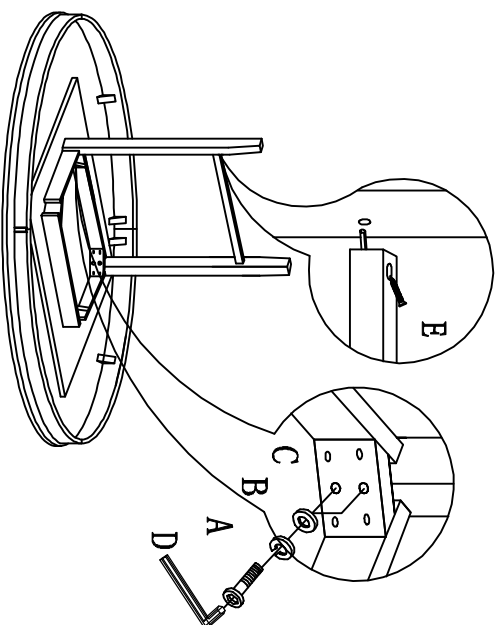
4:As shown in the figure 3, repeat step 2 and step 3

5:Assembly down, put the table on ground

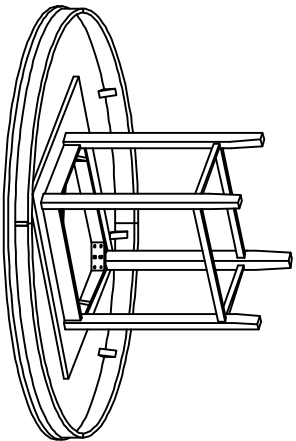
(1)



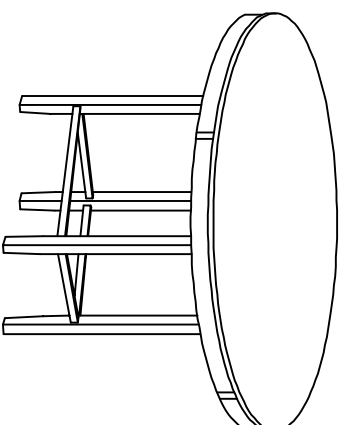
(2)








(3)



(4)



PART NO.	DESCRIPTION	QUANTITY
A	BIG BOLT  Ø5/16*2"	8
B	SPRING WASHER  Ø5/16	8
C	WASHER  Ø5/16*5/8"	8
D	ALLEN KEY  5MM	1
E	SCREW  Ø5/16*1-1/2"	8